

2018 Tasmanian Pattern Championships Report

This years State Championship has been the most successful competition we have held at Phoenix Flyers so far. It was a two-day event with 17 flyers taking part from interstate and Tasmanian clubs. With the early start many arrived at the field a around 7am as we had planned Beacon and Egg rolls for breaky with orange juice, David Munday was on the BBQ doing an excellent job. At the beginning of the week it was hard to see Saturday being flyable condition but we managed to get underway at 8.30am as planned. Wind very strong from the north even at this time, mostly it comes up later in the day but not this time. From early, gusting to around 35km and later in the day there was wind reaching 42km. We had planned to run Sportsman and Expert first up two rounds but the wind changed these plans far too windy for the Sportsman group. So, completed two rounds of Expert and then two rounds of F3A followed by another two rounds of each after a lunch break, where everyone needed a break from the windy condition. Rob Clarke in Expert was the first one to get into trouble on landing in the strong wind and took out the undercarriage and broke the props, bad luck Rob but still came home 3rd after one flight. Saturday night we had a bistro dinner at the Olde Tudor motor inn at Prospect, which was great to catch up with the visitors for a chat around 35 attended.

We had hoped the conditions maybe a little better for Sunday morning, no such luck the wind was still very breezy at 7am but we still enjoyed the breaky on offer. We needed to complete four rounds of Sportsman and Advanced to complete the comp so underway at 8.30am with Phil Rayner first up in Sportsman. First up flights have not been easy on either day with Phil coming to grief on his first landing with repairable damage to his model which has ended his championship, bad luck Phil. Tony Gray had put 3 flights back to back to complete his comp congratulations Tony to take home first place. Now it was over to the Advanced to complete 4 rounds to complete the comp in that group well done to every one who flew very well in the windy conditions. With the support that we had this year it has been outstanding, from many members and flyers I am hoping that we can do it all again next year, it is not an easy task but with continued support I feel sure we can do it again.

Trophy's this year similar to last with the photo coffee mugs and a special thanks to Ben Goode who designed and made Perspex stick model which also made up part of the prizes to every pilot. It is important to all the flyers go home with something even if they don't make the podium. My wife with a number of helpers looked after the canteen with David Munday doing breaky, thank you to everyone for your help we couldn't do it without you Thank you.

The new scoring has been a great success this year making scoring and the comp run much smoother our special Thanks go to Scott Kay for the roll he does with the system there are many things to be done when setting up a comp. Congregations to all the place getters and let's hope all the interstate visitors can come back again next year, it was great to have your company for our comp.

All the scores and photos from the weekend are on the Tasmanian Pattern Flyers website here is a link
<http://www.tasmanianpatternflyers.phoenixflyers.org.au/>

Andrew McEntyre CD





Sportsman - Tasmanian State Championships PFL - 3rd - 4th November 2018 - F3A Inter

PFL Launceston - from November 03 2018 to November 04 2018

Preliminary Results



Pos	Competitors		Total	Flight no 1 Finished			Flight no 2 Finished			Flight no 3 Finished		
				Score	Net	Norm	Score	Net	Norm	Score	Net	Norm
1	Tony Gray (705)	 AUS	2000.00	137.00	137.00	834.5	148.67	148.67	1000.0	167.83	167.83	1000.0
2	Phil Rayner (712)	 AUS	1000.00	164.17	164.17	1000.0	0.00	0.00	0.0	0.00	0.00	0.0

Position	Competitors	Promotion	Retention	Average	Promo Thr	Ret Thr	Flight 1	Flight 2	Flight 3
1	Gray Tony	no	yes	158.25	185.00	0.00	137.00	148.67	167.83
2	Rayner Phil	no	yes	82.08	185.00	0.00	164.17	0.00	0.00

The promotion scores have been calculated for 2 best flights out of 3 eligible preliminary flights discarding 1 flight(s) using 2017 version of APA promotion rules.





Advanced - Tasmanian State Championships PFL - 03rd - 04th November 2018 - F3A Inter

PFL Launceston - from November 03 2018 to November 04 2018

Preliminary Results



Pos	Competitors		Total	Flight no 1 Finished			Flight no 2 Finished			Flight no 3 Finished			Flight no 4 Finished		
				Score	Net	Norm	Score	Net	Norm	Score	Net	Norm	Score	Net	Norm
1	Tony Sheppard (715)	AUS	3175.93	247.00	247.00	906.2	273.00	273.00	987.5	241.00	241.00	1017.4	250.67	250.67	1171.0
2	Peter Allen (700)	AUS	3111.63	294.33	294.33	1079.9	277.50	277.50	1003.8	243.50	243.50	1027.9	206.33	206.33	963.9
3	Kevin Hay (707)	AUS	2977.24	276.33	276.33	1013.9	278.83	278.83	1008.6	226.17	226.17	954.7	185.17	185.17	865.0
4	David Cook (703)	AUS	2595.88	216.33	216.33	793.7	230.17	230.17	832.6	223.67	223.67	944.2	175.33	175.33	819.1
5	Nick Barker (500)	AUS	1974.41	129.67	129.67	475.7	157.17	157.17	568.5	185.67	185.67	783.8	133.17	133.17	622.1

Position	Competitors	Promotion	Retention	Average	Promo Thr	Ret Thr	Flight 1	Flight 2	Flight 3	Flight 4
1	Sheppard Tony	no	yes	256.89	360.00	0.00	247.00	273.00	241.00	250.67
2	Allen Peter	no	yes	271.78	360.00	0.00	294.33	277.50	243.50	206.33
3	Hay Kevin	no	yes	260.44	360.00	0.00	276.33	278.83	226.17	185.17
4	Cook David	no	yes	223.39	360.00	0.00	216.33	230.17	223.67	175.33
5	Barker Nick	no	yes	158.67	360.00	0.00	129.67	157.17	185.67	133.17

The promotion scores have been calculated for 3 best flights out of 4 eligible preliminary flights discarding 1 flight(s) using 2017 version of APA promotion rules.





Expert - Tasmanian State Championships PFL - 03rd 04th November 2018 - F3A Inter

PFL Launceston - from November 03 2018 to November 04 2018

Preliminary Results



Pos	Competitors			Total	Flight no 1 Finished			Flight no 2 Finished			Flight no 3 Finished			Flight no 4 Finished		
					Score	Net	Norm	Score	Net	Norm	Score	Net	Norm	Score	Net	Norm
1	Michael Rutledge (714)		AUS	3054.67	310.83	310.83	1051.3	222.83	222.83	1003.4	318.83	478.25	1000.0	253.83	253.83	1000.0
2	Terry Pearson (710)		AUS	2701.35	196.17	196.17	663.5	221.33	221.33	996.6	254.00	381.00	796.7	230.50	230.50	908.1
3	Rob Clarke (346)		AUS	948.70	280.50	280.50	948.7	0.00	0.00	0.0	0.00	0.00	0.0	0.00	0.00	0.0
4	Henry Hutchinson (348)		AUS	0.75	0.00	0.00	0.0	0.17	0.17	0.8	0.00	0.00	0.0	0.00	0.00	0.0

Position	Competitors	Promotion	Retention	Average	Promo Thr	Ret Thr	Flight 1	Flight 2	Flight 3	Flight 4
1	Rutledge Michael	no	yes	347.64	360.00	0.00	310.83	222.83	478.25	253.83
2	Pearson Terry	no	yes	277.61	360.00	0.00	196.17	221.33	381.00	230.50
3	Clarke Rob	no	yes	93.50	360.00	0.00	280.50	0.00	0.00	0.00
4	Hutchinson Henry	no	yes	0.06	360.00	0.00	0.00	0.17	0.00	0.00

The promotion scores have been calculated for 3 best flights out of 4 eligible preliminary flights discarding 1 flight(s) using 2017 version of APA promotion rules.









F3A - Tasmanian State Championships PFL - 03rd - 4th November 2018 - F3A Inter

PFL Launceston - from November 03 2018 to November 04 2018

Preliminary Results



Pos	Competitors			Total	Flight no 1 Finished			Flight no 2 Finished			Flight no 3 Finished			Flight no 4 Finished			Flight no 5 Finished		
					Score	Net	Norm	Score	Net	Norm	Score	Net	Norm	Score	Net	Norm	Score	Net	Norm
1	John Tonks (515)		 AUS	4317.31	447.67	447.67	1077.0	445.83	445.83	1046.2	462.50	462.50	1115.8	473.67	473.67	1069.9	509.50	509.50	1054.6
2	Scott Kay (708)		 AUS	3903.40	381.33	381.33	917.4	417.00	417.00	978.5	391.33	391.33	944.1	443.33	443.33	1001.4	473.17	473.17	979.4
3	Michael Ralph (711)		 AUS	3887.03	418.00	418.00	1005.6	415.67	415.67	975.4	389.67	389.67	940.1	411.17	411.17	928.7	466.67	466.67	966.0
4	Ben Goode (704)		 AUS	3493.96	249.17	249.17	599.4	364.33	364.33	854.9	339.00	339.00	817.9	398.33	398.33	899.7	445.17	445.17	921.5
5	Steve Cochrane (702)		 AUS	3442.23	284.83	284.83	685.2	349.50	349.50	820.1	369.25	369.25	890.8	377.17	377.17	851.9	424.83	424.83	879.4
6	Stephen Reece (713)		 AUS	3044.56	276.00	276.00	664.0	294.00	294.00	689.9	340.00	340.00	820.3	308.33	308.33	696.5	404.83	404.83	838.0

Position	Competitors	Promotion	Retention	Average	Promo Thr	Ret Thr	Flight 1	Flight 2	Flight 3	Flight 4
1	Tonks John	yes	yes	461.28	430.00	385.00	447.67	445.83	462.50	473.67
2	Kay Scott	no	yes	417.22	430.00	385.00	381.33	417.00	391.33	443.33
3	Ralph Michael	no	yes	414.94	430.00	385.00	418.00	415.67	389.67	411.17
4	Goode Ben	no	no	367.22	430.00	385.00	249.17	364.33	339.00	398.33
5	Cochrane Steve	no	no	365.31	430.00	385.00	284.83	349.50	369.25	377.17
6	Reece Stephen	no	no	314.11	430.00	385.00	276.00	294.00	340.00	308.33

The promotion scores have been calculated for 3 best flights out of 4 eligible preliminary flights discarding 1 flight(s) using 2017 version of APA promotion rules.





